

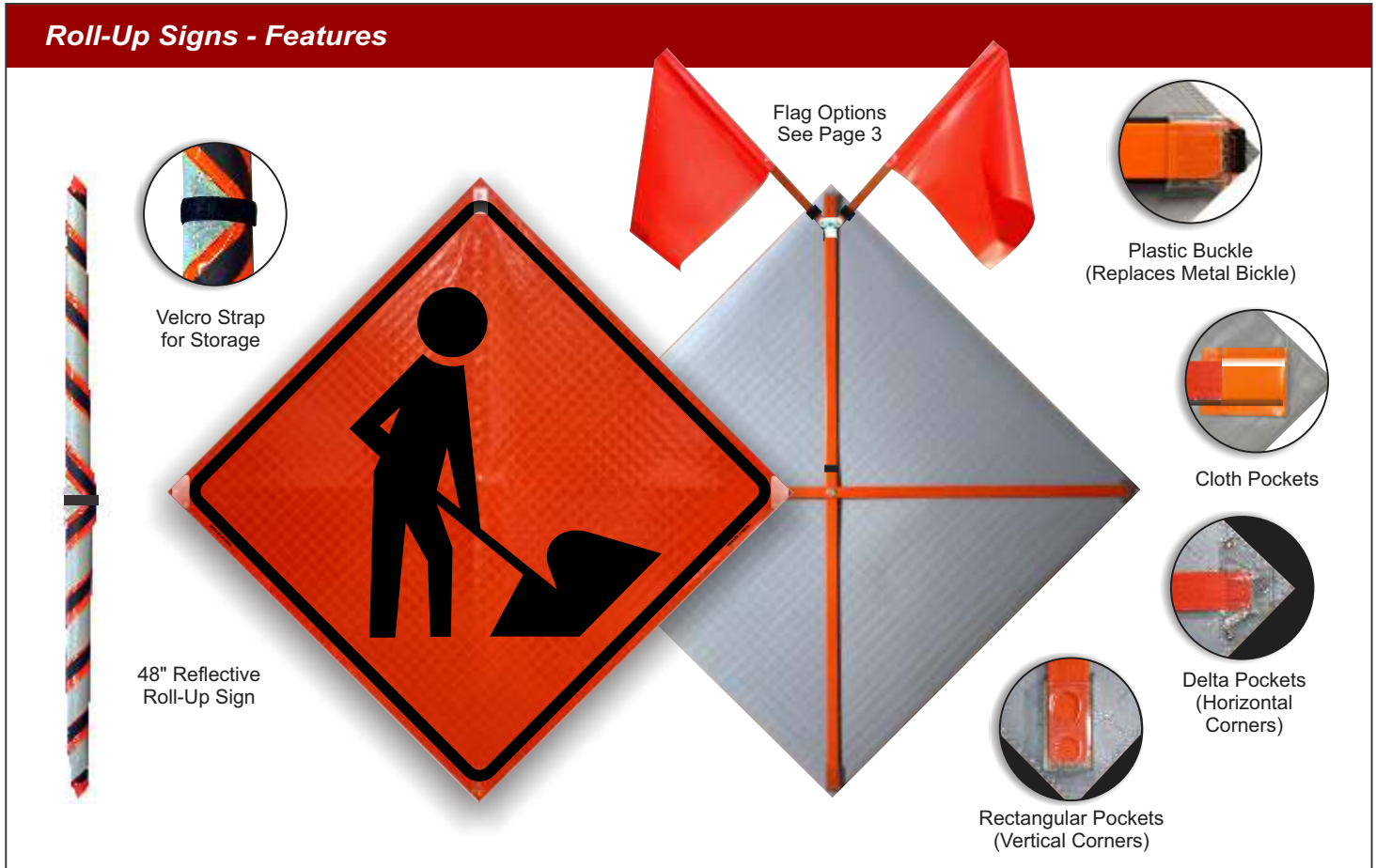
Roll-Up Signs - west

FACT SHEET



1

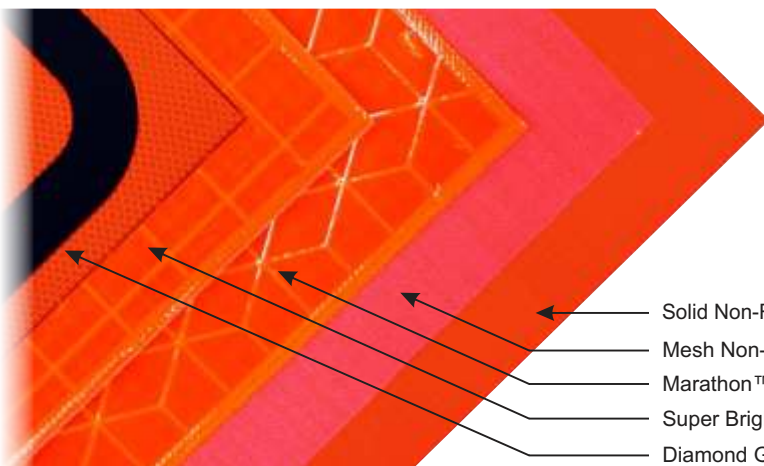
Roll-Up Signs - Features



Materials and Specifications

Available in a variety of materials and sizes, roll-up signs offer full size signage in a lightweight and easy to store design.

- All roll-up stands are MUTCD and NCHRP-350 compliant.
- Fiberglass ribs, or cross bracing, feature a protective veil to prevent blooming and painful splinters.
- Many standard legends available, see page 2. Custom legends are available on request.
- Corner pockets are made of tough polycarbonate for durability.
- Hook and loop strap for storage.
- Overlays for changeable message signs are also available.



Other reflective Super Bright™ sign colors: Yellow, White, Pink



DICKE SAFETY PRODUCTS

www.dicketool.com

Oregon - 1845 Anunsen Street, N.E. • Salem, OR 97301 • Ph: 800.333.5641 • Fax: 503.364.0340
Illinois - 1201 Warren Avenue • Downers Grove, IL 60515 • Ph: 630.969.0050 • Fax: 630.969.3973

Roll-Up Signs - west

FACT SHEET



2

Standard Legends:

STANDARD WARNING SIGNS (Text)

ABRUPT EDGE (36,48)
BEGIN ROAD WORK (48" X 24")
BEGIN WORK ZONE (48" X 24")
BE PREPARED TO STOP (36,48) #W3-4
BIKES ON ROADWAY (36)
BIKE LANE CLOSED AHEAD (36)
BORDER ONLY (36,48)
BRIDGE WORK AHEAD (36,48)
BRUSH CUTTER AHEAD (36)
BUMP (36,48) #W8-1
CAUTION STEEL PLATE ON ROADWAY (48)
CENTER LANE CLOSED AHEAD (36,48) #W20-5C
DETOUR (36,48)
DETOUR AHEAD (36, 48) #W20-2
DO NOT PASS (36" X 48")
EMERGENCY SCENE AHEAD (36,48)
END ROAD WORK (48" X 24") #G20-2
END WORK ZONE (48" X 24")
EXIT w/ARROW
FLAGGER AHEAD (36,48) #W20-7
FRESH OIL (36,48) #W21-2
GROOVED PAVEMENT (48)
HIGH WATER (36,48)
LANE CLOSED (36,48)
LANE CLOSED AHEAD (36,48)
LEFT LANE CLOSED AHEAD (36,48) #W20-5L
LITTER CREW AHEAD (36,48)
LOOSE GRAVEL (48) #W8-7
MERGE LEFT (48)
MERGE RIGHT (48)
MOTORCYCLE USE EXTREME CAUTION (36,48)
MOWING AHEAD (36,48)
NARROW LANE (36,48)
NEW TRAFFIC PATTERN AHEAD (48) #W23-2
ONE LANE ROAD AHEAD (36,48) #W20-4
PILOT CAR FOLLOW ME (36" x 18") #G20-4
RAMP CLOSED (36,48)
RAMP CLOSED AHEAD (36,48)
RAMP CLOSED KIT (OVERLAYS) (48)
RIGHT LANE CLOSED AHEAD (36,48) #W20-5R
RIGHT SHOULDER CLOSED (48) #W21-5B
RIGHT SHOULDER CLOSED AHEAD (48) #W21-5B
RIGHT TWO LANES CLOSED AHEAD (48) #W20-5
ROAD CLOSED (48" X 30") #R11-2
ROAD CLOSED (36,48)
ROAD CLOSED AHEAD (36,48) #W20-3
ROAD MACHINERY AHEAD (36,48) #W21-3
ROAD WORK AHEAD (36,48) #W20-1
ROUGH ROAD (48) #W8-8
SHOULDER CLOSED (36,48)
SHOULDER CLOSED AHEAD (36,48)
SHOULDER WORK (36,48) #W21-5
SHOULDER WORK AHEAD (36,48)
SIDEWALK CLOSED (30" X 18") #R9-9
SIDEWALK CLOSED AHEAD -
CROSS HERE (48" X 36") #R9-11
SIDEWALK CLOSED -
CROSS HERE (48" X 36") #R9-11A

SINGLE LANE AHEAD (36,48)
SLOW (36,48)
SLOW FOR THE CONE ZONE (48) #CA-SC20
SURVEY CREW (36,48) #W21-6
SURVEY CREW AHEAD (36,48)
TIMBER FALLING (36)
TRAFFIC FINES DOUBLE IN WORK ZONES (36" X 48")
TRAFFIC REVISION AHEAD (48)
TREE WORK AHEAD (36,48)
TRUCK CROSSING (36,48) #W8-6
TRUCKS ENTERING ROADWAY (36,48)
UNEVEN LANES (36, 48) #W8-11
UTILITY WORK AHEAD (36,48) #W21-7
WATER OVER ROADWAY (36, 48)
WORKERS AHEAD (36,48)
WRECK AHEAD (36,48)
YIELD FOR PEDESTRIANS (12" X 36")

SYMBOL SIGNS

ADDED LANE SYMBOL (36, 48) (L/R) #W4-3
FLAGGER SYMBOL (36,48) #W20-7A
FLAGGER PADDLE SYMBOL (36,48)
LANE SHIFT SYMBOL (48) #W1-4 (L/R)
MERGE SYMBOL (48) (L/R) #W4-1 (L/R)
SHARE THE ROAD (WITH BIKE IMAGE)
SHOULDER DROP-OFF SYMBOL (48) #W8-17
SPEED LIMIT AHEAD #W3-5
STEEL PLATE SYMBOL (36)
STOP AHEAD SYMBOL (36,48) #W3-1
STOP FOR PEDESTRIANS (12" X 36")
STOP SIGN SYMBOL (36,48) #R1-1
TRANSITION SYMBOL (36, 48) (L/R) #W4-2
DOUBLE TRAN. SYMBOL (36, 48) (L/R Dual) #W4-2
WORKER SYMBOL (36,48) #W21-1A
YIELD AHEAD SYMBOL (48) #W3-2
YIELD SYMBOL (48) #R1-2

EMERGENCY SIGNS

ACCIDENT AHEAD (36,48)
EMERGENCY SCENE AHEAD (36,48)
END FIRE ACTIVITY (48" X 24")
FIRE ACTIVITY AHEAD (36)
FIRE CAMP (36 square)
FIRE TRAFFIC ENTERING ROADWAY (36)
HELI BASE (36 square)
INCIDENT BASE (36 square)
MANAGED BURN DO NOT REPORT (36 square)
SMOKE LIMITED VISIBILITY (36)
STAGING AREA (36 square)

OVERLAYS

CENTER	1000 FT	DIRECTIONAL ARROW
LEFT	1500 FT	2 / 3
RIGHT	1/2 MILE	BLANK
500 FT	1 MILE	



DICKE SAFETY PRODUCTS

www.dicketool.com

Oregon - 1845 Anunsen Street, N.E. • Salem, OR 97301 • Ph: 800.333.5641 • Fax: 503.364.0340
Illinois - 1201 Warren Avenue • Downers Grove, IL 60515 • Ph: 630.969.0050 • Fax: 630.969.3973

Roll-Up Signs - west

FACT SHEET



3

Permanently Attached Flag Systems



FFS-12 Folding Flag System

This permanently attached folding flag system insures that flags will always be handy and ready to deploy. Rotate flags from their storage position to the display position for use, reverse to store sign. Flags are 18" x 18" blaze orange vinyl coated nylon on 1" wide fiberglass staffs. FFS-12 has 2 flags, FFS-13 has 3 flags.



FFS-22 Folding Flag System

Designed to allow permanently mounted warning flags to be quickly locked in place, flags deploy by rotating into the display position and sliding the clip down. Reverse for storage. Flags are 18" x 18" blaze orange vinyl coated nylon on 1" wide fiberglass staffs. FFS-22 has 2 flags, FFS-23 has 3 flags.

Flag Holders for Detachable Flags With Round Staffs



1



2



3



4

These flagholders are made of zinc plated steel and are designed for use with flags that have a 3/4" round staff. See page 33.

- 1 - **FHRU** - Has a front and back plate that clamp together with four nuts and screws allowing the flagholder to be attached to the vertical rib of a roll-up sign without drilling a hole through the rib. Displays three flags.
- 2 - **RL-FH3** - Has a channel shaped plate and a single hole allowing it to be attached to the vertical rib of a roll-up sign with a single nut and bolt, a 1/4" hole in the vertical rib is required. Displays three flags.
- 3 - **FH3010** - This is flagholder comes installed on our full size sign stands, such as the TF18, and may be attached with screws to replace damaged units or added to rigid signs, barricades, or posts. Displays three flags.
- 4 - **FH-STABLOCK** - Designed for use with the Fold and Roll™ sign system, this flagholder sockets into the 1" square vertical tube and locks in place with a spring button. Displays two flags.



DICKE SAFETY PRODUCTS

www.dicketool.com

Oregon - 1845 Anunsen Street, N.E. • Salem, OR 97301 • Ph: 800.333.5641 • Fax: 503.364.0340
Illinois - 1201 Warren Avenue • Downers Grove, IL 60515 • Ph: 630.969.0050 • Fax: 630.969.3973


Roll-Up Signs - west

FACT SHEET



Plastic Buckle Pocket

New & improved strength! Plastic Buckle Pockets are made of tough polycarbonate material and are attached to the sign with elastic which keeps constant tension on the sign in hot and cold weather.



Delta Pocket

At 3/4" deep, the Delta Pocket is designed to be easier to deploy than conventional pockets. Made of tough polycarbonate, it features increased strength and the smallest storage diameter in the industry.



Rectangular Pocket

Featuring a full depth design, rectangular pockets are typically used at the top and bottom of the sign. Made of tough polycarbonate, they will fit all pocket style sign holders.



Cloth Pocket

The cloth pocket is sewn to the sign face and is made from nylon reinforced vinyl. Cloth pockets are easy to use and allow for the smallest rolled up storage diameter.



DualClamp features openings for 1" and 1-1/4" square masts.



UniClamp allows the sign to be affixed to various size square and round masts.



Roll-Up Bracket (RUB3315) allows the sign to be mounted to the vertical mast on full size stands.

Mast Clamp Options for Roll-Up Signs



Standard Overlays

Most signs may have velcro added to specific words that allows for multiple messages to be displayed using a single roll-up sign. Overlays are made from the same material as the sign and come with velcro strips on the back. Snap attachment is also available on request.

Dual Transition Symbol Sign Overlays



1 Removable Overlay (least expensive)



2 Permanent "Page Over" Overlay (eliminates the risk of lost overlays)

Overlay Options (Changeable Message) Options for Roll-Up Signs



DICKE SAFETY PRODUCTS

www.dicketool.com

Oregon - 1845 Anunsen Street, N.E. • Salem, OR 97301 • Ph: 800.333.5641 • Fax: 503.364.0340
Illinois - 1201 Warren Avenue • Downers Grove, IL 60515 • Ph: 630.969.0050 • Fax: 630.969.3973